

# RELEASE NOTES ESTIMATING XG

## RELEASE INFORMATION

This document is for Build 2.1.0.163 of XG, build date 13/04/2016. This release note is for the following components only:

- XG Framework
- XG Common
- XG Estimating
- XG Reporting (related to XG Estimating)

## INCLUDED IN BUILD 163

The following items have been included or updated since the last release.

### ENHANCEMENTS AND NEW FEATURES

ID	DESCRIPTION
<a href="#">MEPEU-1446</a>	General – A new setting has been added (Settings -> General -> Server Settings) to allow a network administrative user's details to be stored, these user credentials will then be used to apply any XG Program Updates
<a href="#">MEPEU-1343</a>	Tender – A new option has been added to hide lines with zero values
<b>MEPEU-1316</b>	Analysis Reports – The Cost and Sell report has a new grouping 'Cost Types' that shows ALL cost types used on the Estimate, previously this could only be reported on separately by: Materials, Labour or Subcontract Cost Types
<b>MEPEU-1215</b>	Takeoff – The takeoff Import routine now allows the level discipline to be included and mapped
<a href="#">MEPEU-1199</a>	Takeoff – The 'Search and Replace' option now supports selection to choose both find and replace items from the Speed Menu as well as Product Search
<a href="#">MEPEU-1113</a>	Administration – New filter options have been added for product net price details
<a href="#">MEPEU-967</a>	Tender – When launching tender users are now informed of labour hours changes since the last time the routine was run

### BUG FIXES

ID	DESCRIPTION
<b>MEPEU-1542</b>	General – Rectified an issue where users were unable to add a related item to a kit, recursive message displayed
<b>MEPEU-1473</b>	Enquiries – Resolved an issue where deleting an Enquiry folder moved Enquiries to incorrect folder locations
<b>MEPEU-1436</b>	Takeoff – Deleted items no longer reappear within the Search and Replace screen if the 'Show Related Items' option is selected
<b>MEPEU-1422</b>	Takeoff – Clicking on the search button when added a direct entry no longer results in an 'object reference not set to an instance of an object' error
<b>MEPEU-1421</b>	General – User permission groups are now ordered alphabetically
<b>MEPEU-1411</b>	Reports – Level multipliers are now displayed on 'Totals' reports

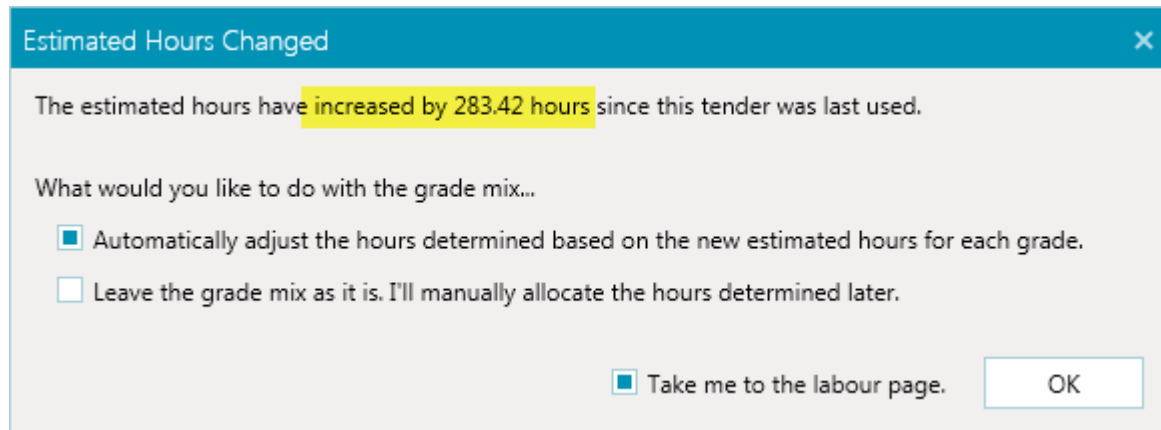
<b>MEPEU-1408</b>	Takeoff - Resolved an 'Out of memory' error when performing a batch update
<b>MEPEU-1406</b>	General – Resolved an 'Out of memory' error when importing estimates
<b>MEPEU-1382</b>	Enquiry – The default folder structure is now created within new enquiries
<b>MEPEU-1269</b>	Administration – Applying a filter doesn't reset your current position in the Products grid
<b>MEPEU-1230</b>	Takeoff – Batch Update no longer incorrectly updates labour on kits when those items are flagged to be overridden
<b>MEPEU-1191</b>	Takeoff – Regulated prices on database items are now correctly displayed
<b>MEPEU-1159</b>	Takeoff – The takeoff import routine now imports repeated levels

# New Feature Datasheet

Software: Estimating XG  
Version Introduced: 2.1.0.163  
Date Introduced: 13th April 2016  
Jira ID (s): MEPEU-967

## Estimating XG – Tender – Hours Changed

If the Takeoff hours of an estimate have been amended since the Tender routine was last launched the 'Estimated Hours Changed' message now shows the value of increase or decrease to better aid the required decision.



# New Feature Datasheet

Software: Estimating XG  
Version Introduced: 2.1.0.163  
Date Introduced: 13th April 2016  
Jira ID (s): MEPEU-1113

## Estimating XG – Administration Net Price Filters

Additional filter options have been added to the Products option within Administration to allow the Supplier detail net prices to be filtered.

These new fields will only appear within the filterable options if a supplier has been selected in the 'Supplier Details' ribbon bar option, the filterable fields are:

Supplier Trade Price

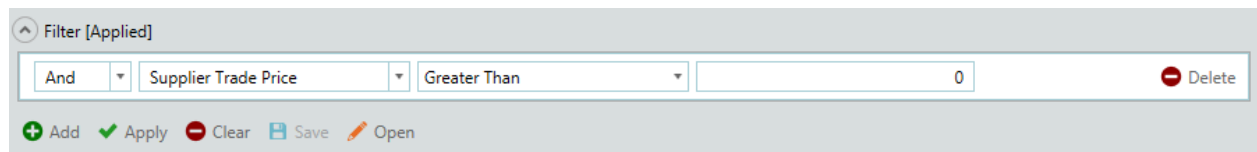
Net Price/Discount %

Expiry Date

Item Code

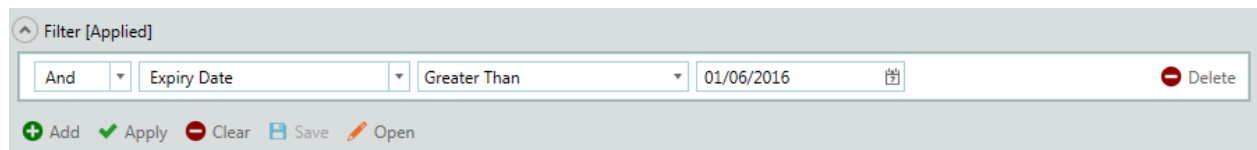
Example of use:

I wish to see all products that have a Supplier Net Price defined.



The screenshot shows a filter bar with the following configuration: 'And' operator, 'Supplier Trade Price' field, 'Greater Than' operator, and a value of '0'. Below the filter bar are buttons for '+ Add', '✓ Apply', '✖ Clear', '💾 Save', and '🔗 Open'. A 'Delete' button is located at the end of the filter bar.

I wish to see all items with an expiry date greater than 01/06/2016.



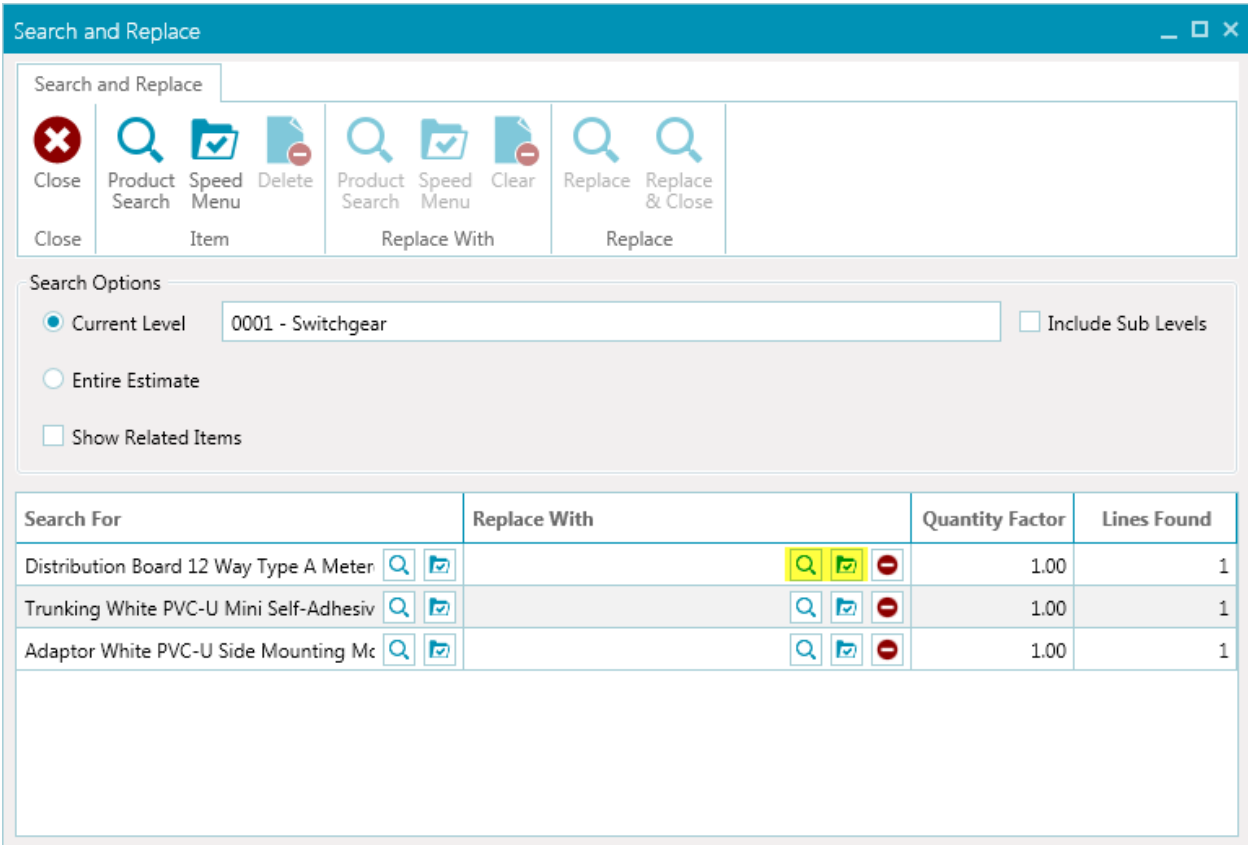
The screenshot shows a filter bar with the following configuration: 'And' operator, 'Expiry Date' field, 'Greater Than' operator, and a date value of '01/06/2016'. Below the filter bar are buttons for '+ Add', '✓ Apply', '✖ Clear', '💾 Save', and '🔗 Open'. A 'Delete' button is located at the end of the filter bar.

# New Feature Datasheet

Software: Estimating XG  
 Version Introduced: 2.1.0.163  
 Date Introduced: 13th April 2016  
 Jira ID (s): MEPEU-1199

## Estimating XG – Search and Replace

The Search and Replace option within Takeoff has been enhanced to allow items to be selected from either Product Search or via the Speed Menu for each item.

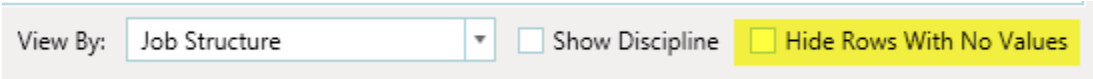


# New Feature Datasheet

Software: Estimating XG  
Version Introduced: 2.1.0.163  
Date Introduced: 13th April 2016  
Jira ID (s): MEPEU-1343

## Estimating XG – Tender Hide Zero Value Lines

A new option has been added to both the Initial Values and Selling Totals screens within the Tender routine, when selected any row within the current view that is totally zero will be hidden.



View By: Job Structure  Show Discipline  Hide Rows With No Values

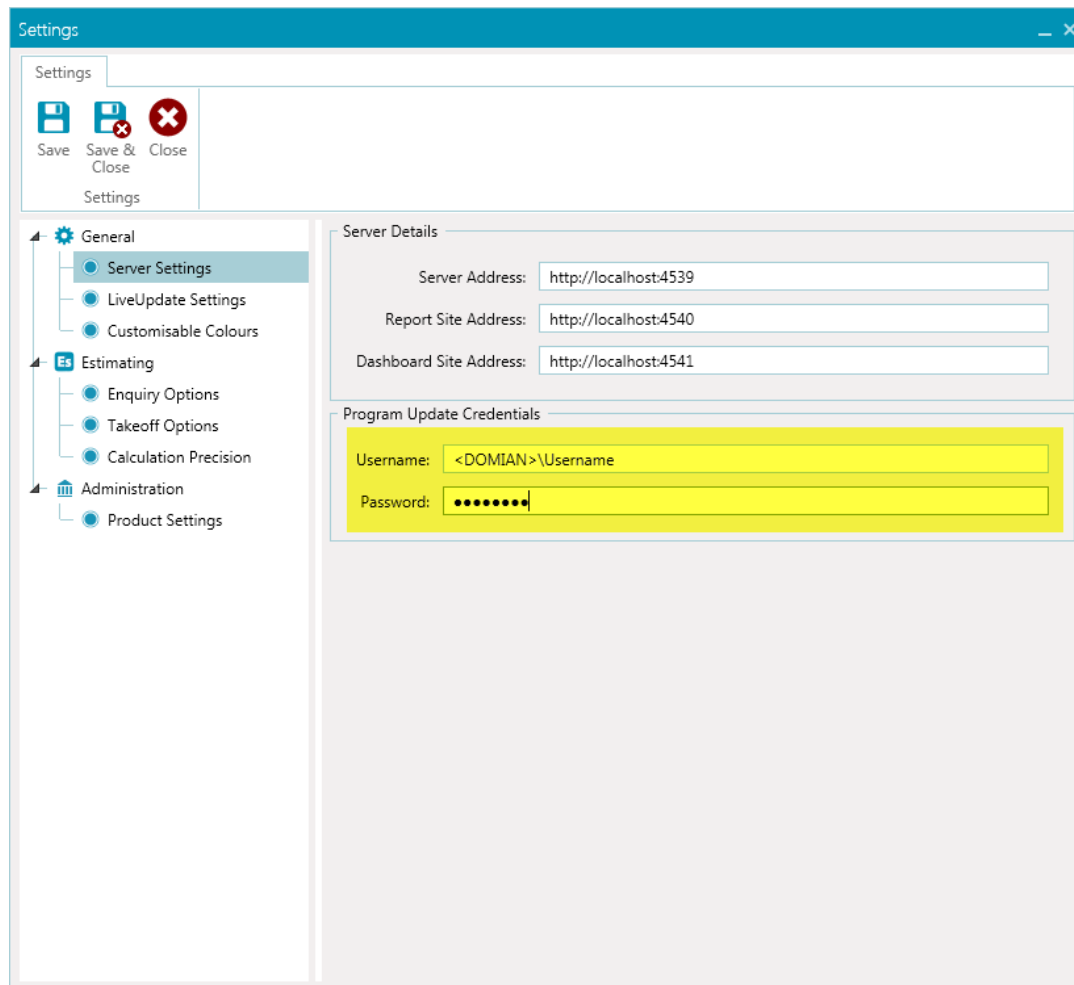
# New Feature Datasheet

Software: Estimating XG  
Version Introduced: 2.1.0.163  
Date Introduced: 13th April 2016  
Jira ID (s): MEPEU-1446

## Estimating XG – Program Update User Credentials

A new setting has been added so that a Network Administrator user credentials can be stored and applied whilst running XG Program Updates. This should minimise the need to specifically log in to a PC as a Network Administrator to apply program updates.

To configure this option you will need to navigate to *File -> Settings -> General -> Server Settings* and define the appropriate details within the 'Program Update Credentials' area.



NOTE: These details are stored centrally and therefore only need to be defined on one PC per system company.