

Trimble Software

Release Notes

ProDesign	2021.0.6
ProDesign 3D	2021.0.6
Protect	2021.0.6
Single Cable	2021.0.6
Powernet	2021.0.0

We're here to help...

Receive the backing of a unique technical support service from a team of qualified engineers in the industry who understand your business and your specific needs.

If you don't already benefit from our technical support call us now on 01908 608833 (selected option 1) or visit mep.trimble.co.uk

Are you already a member?

If you have any queries, please contact our PremierCare Support Team on 01908 608833 (select option 1, option 1) or email amtech-support@trimble.com

Activation

To activate your software call 01908 608833 (selected option 1).

Training

For information on all our training courses visit the training area of our website at mep.trimble.co.uk/training

Contents

System Requirements	3
Installation	3
Desktop installation	3
Activating your software	4
Software Upgrade	6
Automatic Updates	6
Technical Assistance	8
Create a Trimble Login ID	8
Product Update	10
ProDesign 3D on Subscription	10
ProDesign and ProDesign 3D (Version 2021.0.5)	11
Protect (Version 2021.0.5)	12
Single Cable (Version 2021.0.5)	13
PowerNet (Version 2021.0.0)	14

System Requirements

These specifications refer to the minimum specifications across our range of software applications.

Computer (desktop or laptop)

Minimum PC and system requirements are:

- **Processor:** Intel Core i5 processor or better
- **RAM:** Minimum 8 GB
- **Hard Disk Space:** 20 GB free
- **Monitor:** 1366x768 or better (min 256 colours)
- **Network:** 1GB (wireless network connections may reduce performance)
- **Printer:** Must be on the Microsoft 'Hardware Compatibility List' and drivers fully updated
- Mouse
- Reliable Internet access will be required for some functionality

Minimum PC and system requirements for Trimble ProDesign 3D are as specified by [AutoDesk REVIT](#)

Operating Systems

The following operating systems (with latest updates applied) are supported:

- Microsoft Windows 10, version 1909 and above (32- or 64-bit).
 - Note: For ProDesign 3D users, please see also Revit system requirements (e.g. 64-bit operating system required)
- Microsoft Windows Server 2012 and above (FastTest network installation)

Prerequisites

- An NTFS file system must be used (not FAT32)
- Our software cannot be installed to a compressed drive
- Antivirus and firewall security software should be disabled prior to the installation
- The installation process is designed to run locally, not over a network

Installation

Desktop installation

See System Requirements for details of supported versions. You will need your licence number.

To install from a download:

- Ensure that you are a local machine administrator.
- Close all open applications, including virus checkers, if running, before starting the installation.
- Download the installer using the link provided. Save the file to your PC.
- Double click on the downloaded file to extract the installation files.
- Setup should start automatically.
- Setup will run. Follow on-screen instructions.

To install from a DVD or Memory stick (only supplied on request):

- Ensure that you are a local machine administrator.
- Close all open applications, including virus checkers, if running, before starting the installation.
- Insert the Trimble Software DVD in your disk drive.

- Setup should start automatically. Setup will run from the DVD. Follow on-screen instructions.

Concurrent Licence Users

Installation instructions can be found in the 'Installation Guides' folder on the installation DVD or information can be found at <http://www.amtech.co.uk/support/documents>.

A new licensing key may be required for your server.

Please contact our Activation Department 01908 608833 or amtech-licensing@trimble.com for further information.

Activating your software

Our software is sold as a single user, single installation licence unless otherwise specified in your licence agreement. The software may be installed and activated on a single computer. Multi- user licence agreements will allow the software to be installed and activated on a specified number of computers.

The software is protected and requires activation before unrestricted use. Before activation there will be full functionality but the message "DEMONSTRATION ONLY" will be printed on all documents.

You will receive reminders to activate the software. However, after 30 days the software must be activated.

How do I activate my software?

Activating your new software is a two-step process

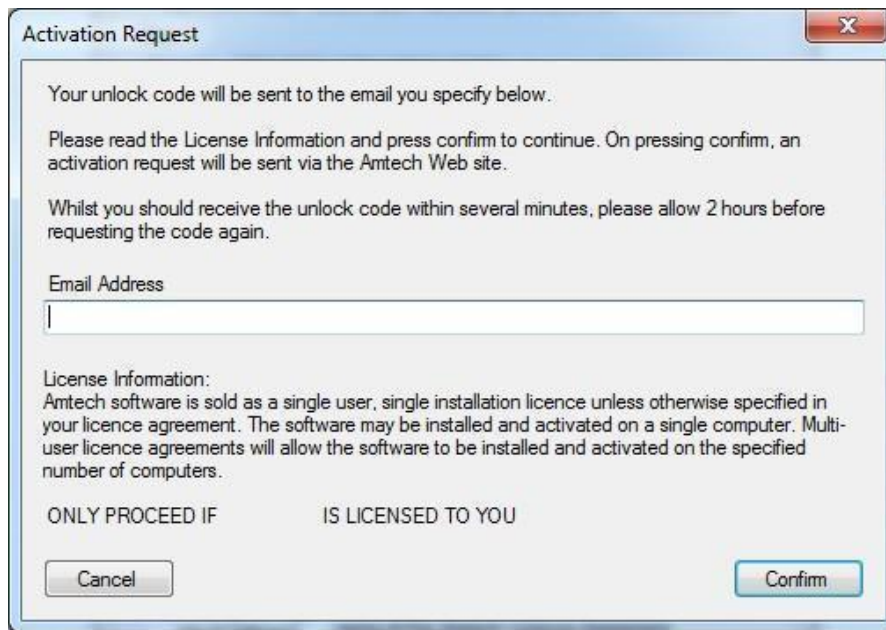
Step 1 - Send your 'Request Code'

The preferred method of activation is to use the 'REQUEST ACTIVATION CODE' button which sends your 'Request Code' to us electronically. An email auto-responder will check to ensure that your company is the registered purchaser of the software and that there is a user licence available. The auto-responder operates 24 hours a day seven days per week, giving prompt response any time of day.

The Activate dialog box may appear at start-up and various other times indicating how many days you have left.

If the dialog box doesn't appear automatically then it can be accessed by going to the 'Support' menu and selecting 'Activate software'

Click on the 'REQUEST ACTIVATION CODE' button.



On pressing the 'Confirm' button an activation request will be sent via our website. The email response will be sent to the address entered on the Activation Request dialog.

Users who are unable to activate electronically may call the Activation Hotline on 01908 608833, selected option 1 and option 1 (Monday to Friday 9am – 5pm). A support representative will undertake the security checks manually and then, if appropriate, authorise and issue an Activation code

Please note: that manual activation process may take several minutes. We strongly suggest that you use the email method if possible as the process of dictating and recording a long code by phone is open to transcription errors. Telephone calls are recorded to help prevent fraud.

Step 2 - Receive your 'Activation Code' and activate your software

Check your email inbox. If you have not received your activation code by email after a few minutes then check your email system's junk/spam inbox in case the message has been re-directed to there.

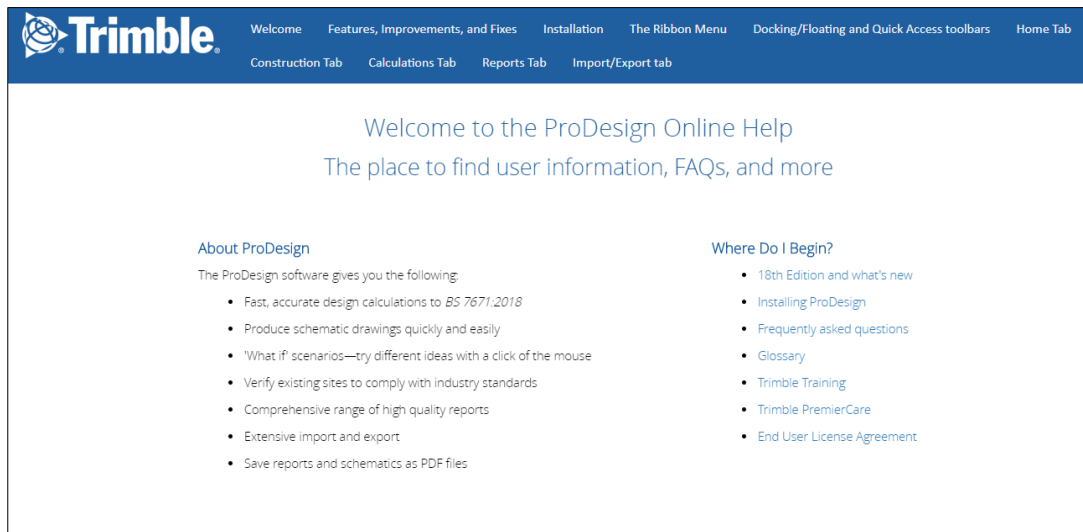
When you receive your 'Activation code' you must enter this into the lower box. Use copy and paste functions if possible to eliminate transcription errors.

If you have received your activation code by phone enter it into the lower box. Be sure to type it accurately. The majority of the support problems relating to activation are due to incorrectly recorded or mistyped activation codes.

Then click on the 'Activate Now' button to complete the process.

Software Upgrade

This booklet is designed to outline the changes to your software. Further details can be found in the software help system and electronic manual. These can be accessed via the software 'Help' menu.



Automatic Updates

Our software can automatically check whether a suitable web update is available. If an update is available then the automatic update feature will offer to download and install it for you. Our Automatic Update feature is available in all desktop software products (i.e. non Mobile products).

We recommend checking for updates as soon as you have installed your software. You can initiate an update check at any time this can be done for each product below;

ProDesign, Singlecable and Protect

Select the 'Home', then 'Support' menu, selecting the 'Check for Updates' option and clicking on the 'Check Now' button.

ProDesign 3D (Data Updates Only)

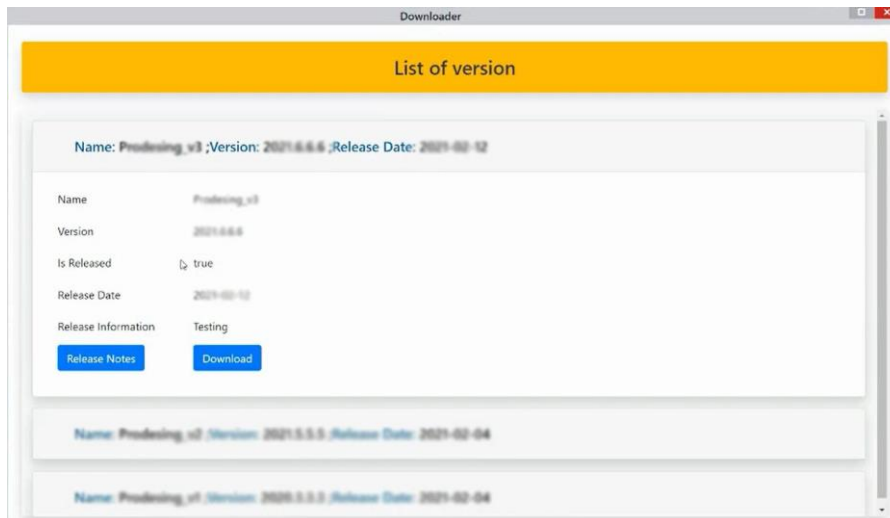
Select the 'ProDesign 3D' ribbon in Revit, then 'Application Settings' menu, then select the 'Check for Updates' option and click on the 'Check Now' button.

To help support our customer we have introduced a new banner on ProDesign, SingleCable and Protect to inform customers when a new version of the software is available from your next release of the application. As can be seen below:

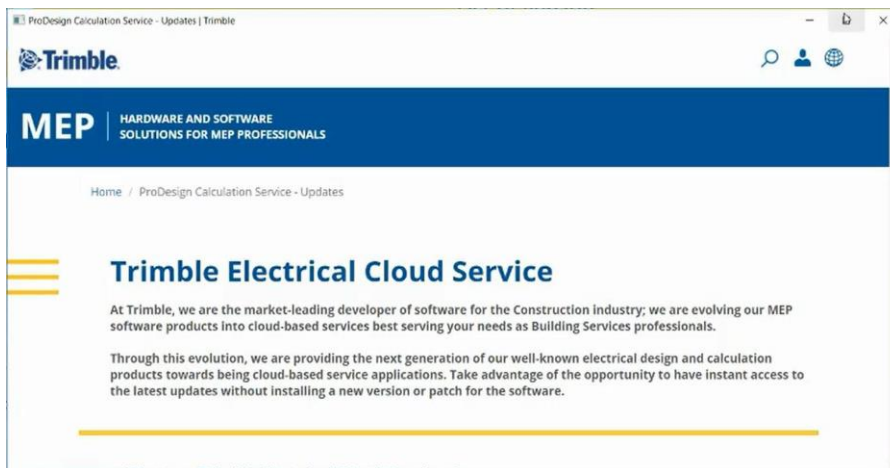


New Banner - Note this banner will reappear after each new release of the software

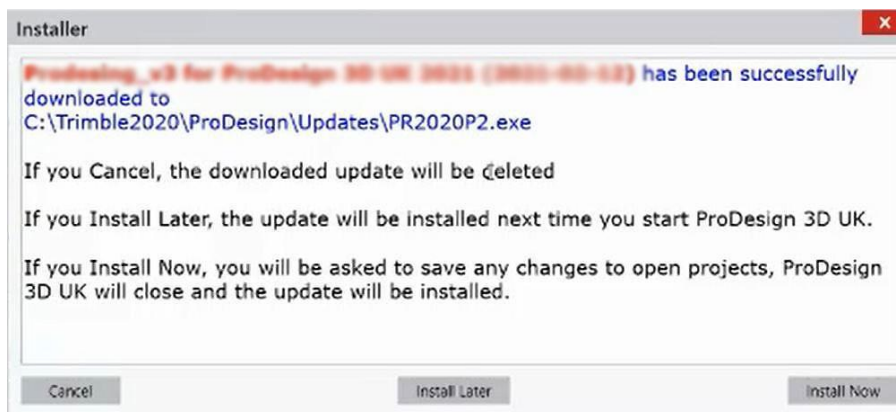
When selecting this banner it will open up your software downloader portal. This portal gives you access to all the versions of the software that your licence entitles you to. As well as a link to get access to the latest release notes for the product.



Customer Portal with previous versions



Access to the latest release notes to see what is include in each release



Downloader options:

- Cancel - Will delete the installer patched
- Install Later - Installer will be located as to the file location specified in the installer dialog (See blue text in the image above). Once you are ready to install, go to this location and run the installer
- Install Now - Will run the installer (this will close your application)

The software allows separate updates of data and software giving customers the ability to have more frequent data updates.

Availability of Web Updates

In order to be able to receive a web update you must have:

- An active Trimble MEP product/service subscription or a current PremierCare agreement for the specific application
- Registered your software on our website
- Internet access

Technical Assistance

Our Technical Support offers a support tool which allows Support Engineers to view and control users' machines remotely with their permission.

All our applications have a menu option link to the Support web page, which has a direct link to the Assistance login page.

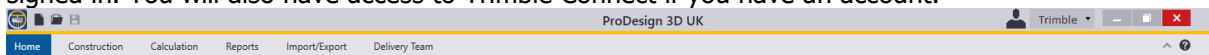
Create a Trimble Login ID

When you first open the ProDesign, SingleCable, Protect or ProDesign 3D software, you are prompted to sign into the ProDesign Trimble ID Login Screen.



Enter your Trimble Login information as required, if you don't have an account yet select "Create new Trimble ID". Fill in your details and follow the instructions on this screen.

Once you are signed in, note that your user name appears in the toolbar to confirm you are signed in. You will also have access to Trimble Connect if you have an account.



Log out

To log out of the Trimble ID, select your user name or the downward arrow as shown above. This displays your user email address and a Sign Out button. Click Sign Out.

Note - If you do not create an account, you will not be able to use our cloud-based Trimble Services.

What are Trimble Services?

ProDesign is moving towards being a cloud-based service application as is all our software. This is to help ensure that you have access to the latest updates of the software without needing to install a new version or patch for the software. If you don't want to want to use the new Trimble Services and instead want to use the local calculation, see Application Settings / Cloud Settings in the help file.

Product Update

Introduction

The following ProDesign suite of products are now available to purchase via a simple all inclusive subscription, providing access to our top tier feature set, enabling broader workflows for larger and more complex projects, at an incredible price.

ProDesign on Subscription

ProDesign is a comprehensive, engineer-friendly 2D design and calculations solution, ideal for projects of any size. Trusted by UK engineers and contractors for over 25 years, this highly accurate software now provides electrical designers with a full suite of multi-region compliant calculations to BS, IEC, ADDC & DEWA, NEN and VDE standards and regulations.

ProDesign 3D on Subscription

With the official release of Stabicad Electrical this year joining Stabicad Mechanical within our Trimble MEP portfolio, we are now able to support your entire MEP digital design workflows.

ProDesign 3D has been fully integrated within Stabicad Electrical. This powerful combination of design and engineering software joins Stabicad's drawing productivity boosting tools and extensive UK Revit families & symbols, to ProDesign 3D's comprehensive circuit and containment calculations, Revit cable autorouting and full circuit management tools. Which enables engineers and contractors to vastly improve electrical design and engineering efficiency with streamlined, connected workflows, always up-to-date manufacturer content and multi-region compliant calculations, within a single solution!

To find out how your current PremierCareXtra Support & Maintenance contract compares to a Subscription contract, contact a Trimble MEP Sales representative on 01908 608833. There's no need to wait until your existing agreement is due for renewal as you can use your existing Support contract as credit towards a new Subscription licence.

ProDesign and ProDesign 3D (Version 2021.0.6)

From version 2021.0.1 ProDesign, SingleCable and Protect include a new update feature that provides a list of the latest versions of the software. This new functionality also notifies the user when a new version of the software becomes available.

REMINDER

Trimble Identity Update:

- The 2021.0.5 release updated the application to make use of new Trimble Identity (TID) functionality. Continuing to invest in delivering best-in-class, reliable and secure systems, Trimble has updated Trimble Identity (TID), the method used to log in when using ProDesign, SingleCable and Protect as well as other products from the Trimble MEP portfolio.

To ensure continued access to our cloud-based services (for the latest calculations and reports for example), it is important that customers upgrade to **at least** the 2021.0.5 release by 30 August 2021. Email notifications are being sent to our customers with instructions.

The latest TID release includes multiple security and user experience features including:

- Two-factor authentication - providing a second layer of security to protect your company's information from malicious threats
- Single Sign-On (SSO) - enabling users to log into just one application while enabling access to other applications - improving efficiency while keeping data secure.
- Social Sign-In – using Google and Apple authentication to provide a quick and simple registration and login process.
- Ability to easily change the email address associated with your TID

Note: separate updates for 2019 and 2020 versions are also available from the usual Support download locations. These will also need to be applied prior to 30 August 2021.

2021.0.6 Product Updates

Improvements:

- [MEPEL-4182] – Improved sorting capabilities for component numbering in ID
- [MEPEL-4183] – Improved sorting capabilities for cables with Non-Standard IDs
- [MEPEL-4184] – Improved sorting capabilities across all Data Entry fields

Resolved Bugs:

- [MEPEL-4131] - Some users reported intermittent collection view issues when calculating a project
- [MEPEL-1897] - Occasional reported protection rating issue resolved for first time calculations
- [MEPEL-2224] - Issue preventing board tree from displaying when switching equipment type [3D]
- [MEPEL-4045] - Clicking cancel on FCL display properties sometimes erroneously reverted label grouping to default
- [MEPEL-4294] - Annotation for a single-phase supply could incorrectly show as 400V
- [MEPEL-4250] - Issue when re-calculating protection rating of a second submain.

Some of these changes can be seen by visiting our website:
<https://mep.trimble.com/en-GB/products/prodesign>

Protect (Version 2021.0.6)

Protect is so easy to use, you don't need to be a protection expert to use it. The software contains a database with data on thousands of protective devices. This is data direct from, and approved by, leading manufacturers so you can be confident in its accuracy. This is particularly important as so many adjustable breakers are being used these days – it is essential to get these set correctly at the outset. Nobody wants to revisit jobs to sort out nuisance tripping that could so easily have been avoided at the design stage.

REMINDER

Trimble Identity Update:

- The 2021.0.5 release updated the application to make use of new Trimble Identity (TID) functionality. Continuing to invest in delivering best-in-class, reliable and secure systems, Trimble has updated Trimble Identity (TID), the method used to log in when using ProDesign, SingleCable and Protect as well as other products from the Trimble MEP portfolio.

To ensure continued access to our cloud-based services (for the latest calculations and reports for example), it is important that customers upgrade to **at least** the 2021.0.5 release by 30 August 2021. Email notifications are being sent to our customers with instructions.

The latest TID release includes multiple security and user experience features including:

- Two-factor authentication - providing a second layer of security to protect your company's information from malicious threats
- Single Sign-On (SSO) - enabling users to log into just one application while enabling access to other applications - improving efficiency while keeping data secure.
- Social Sign-In – using Google and Apple authentication to provide a quick and simple registration and login process.
- Ability to easily change the email address associated with your TID

Note: separate updates for 2019 and 2020 versions are also available from the usual Support download locations. These will also need to be applied prior to 30 August 2021.

For more information on Protect please visit our website:
<https://mep.trimble.com/en-GB/products/protect>

Single Cable (Version 2021.0.6)

SingleCable is a cable calculation software that is extremely simple to use and provides results in seconds, whether the cable is a sub-main feeder or final circuit. Once calculated, the program also enables you to look at the results for the next cable size larger or smaller, and the same facility is available for the protective device. This is most useful for looking at 'what if' situations, a luxury not available when doing calculations manually.

SingleCable also allows you to use the new cloud services for the calculation, for more information on this see [above](#).

REMINDER

Trimble Identity Update:

- The 2021.0.5 release updated the application to make use of new Trimble Identity (TID) functionality. Continuing to invest in delivering best-in-class, reliable and secure systems, Trimble has updated Trimble Identity (TID), the method used to log in when using ProDesign, SingleCable and Protect as well as other products from the Trimble MEP portfolio.

To ensure continued access to our cloud-based services (for the latest calculations and reports for example), it is important that customers upgrade to **at least** the 2021.0.5 release by 30 August 2021. Email notifications are being sent to our customers with instructions.

The latest TID release includes multiple security and user experience features including:

- Two-factor authentication - providing a second layer of security to protect your company's information from malicious threats
- Single Sign-On (SSO) - enabling users to log into just one application while enabling access to other applications - improving efficiency while keeping data secure.
- Social Sign-In – using Google and Apple authentication to provide a quick and simple registration and login process.
- Ability to easily change the email address associated with your TID

Note: separate updates for 2019 and 2020 versions are also available from the usual Support download locations. These will also need to be applied prior to 30 August 2021.

For more information on SingleCable please visit our website:

<https://mep.trimble.com/en-GB/products/singlecable>

PowerNet (Version 2021.0.0)

A powerful graphical short circuit analysis program for the calculation of short circuit currents to IEC 60909 and BS 7639. PowerNet deals with fault currents in both High and Low Voltage distribution systems. Quick and easy to use it enables studies to be carried out cost effectively on new and existing systems.

No changes have been implemented to this software.

For more information on PowerNet please visit our website:

<https://mep.trimble.com/en-GB/products/powernet>

FastTest – Important Information

The next generation of inspection and testing software, NAPIT FastTest, is out now!

Discontinuation of Trimble FastTest

With the development and release of the next generation of inspection and testing software, comes the discontinuation of support for Trimble FastTest. Rest assured that while you remain in subscription your service will continue as normal until your service contract end date.

The final day of Trimble FastTest desktop or mobile device support: 30th November 2021. Trimble FastTest desktop and mobile device applications will no longer be supported or available for download beyond this date.

For further information about NAPIT FastTest, the discontinuation of Trimble FastTest and much more, click [here](#).

Information in this document is subject to change without notice and does not represent an assurance of liability on the part of Amtech Group Ltd, a Trimble Company. Amtech Group Ltd reserves the right to enhance or add new features which may not always be reflected in the manual supplied.

The software described in this document is furnished under a licence agreement and may be used or copied in accordance with the terms of the agreement.

It is against the law to copy the software except as specifically allowed in the licence agreement. No part of this manual may be reproduced or transmitted in any form or by any means, electronic or mechanical, including photocopying and recording, for any purpose, without the express permission of Amtech Group Ltd.

Microsoft and Windows are either registered trademarks or trademarks of Microsoft Corporation in the United States and/or other countries. All other trademarks are the property of their respective owners.

Copyright and trademarks

© 2021, Trimble Inc. All rights reserved.

Trimble, and the Globe & Triangle logo are trademarks of Trimble Inc., registered in the United States and in other countries.